

















Search results will be displayed in the following format:

Section—Row Number/Letter—Plot Number

-  ANG - Anglican
-  BAPT- Baptist
-  BRG - Burgundy Rose Garden
-  CATH - Catholic
-  LAWN 2 - Childrens Lawn
-  LAWN3 - Lawn 3
-  FPG - Flag Pole Garden
-  LAWN1 - Lawn 1
-  LUTH - Lutheran
-  MG - Memorial Garden
-  METH - Methodist
-  ML - Monumental Lawn
-  NL - New Lawn
-  NICHE E/W - Niche Wall (East or West)
-  PRES - Presbyterian
-  ROSEG - Rose Garden



HOW TO FIND A GRAVE

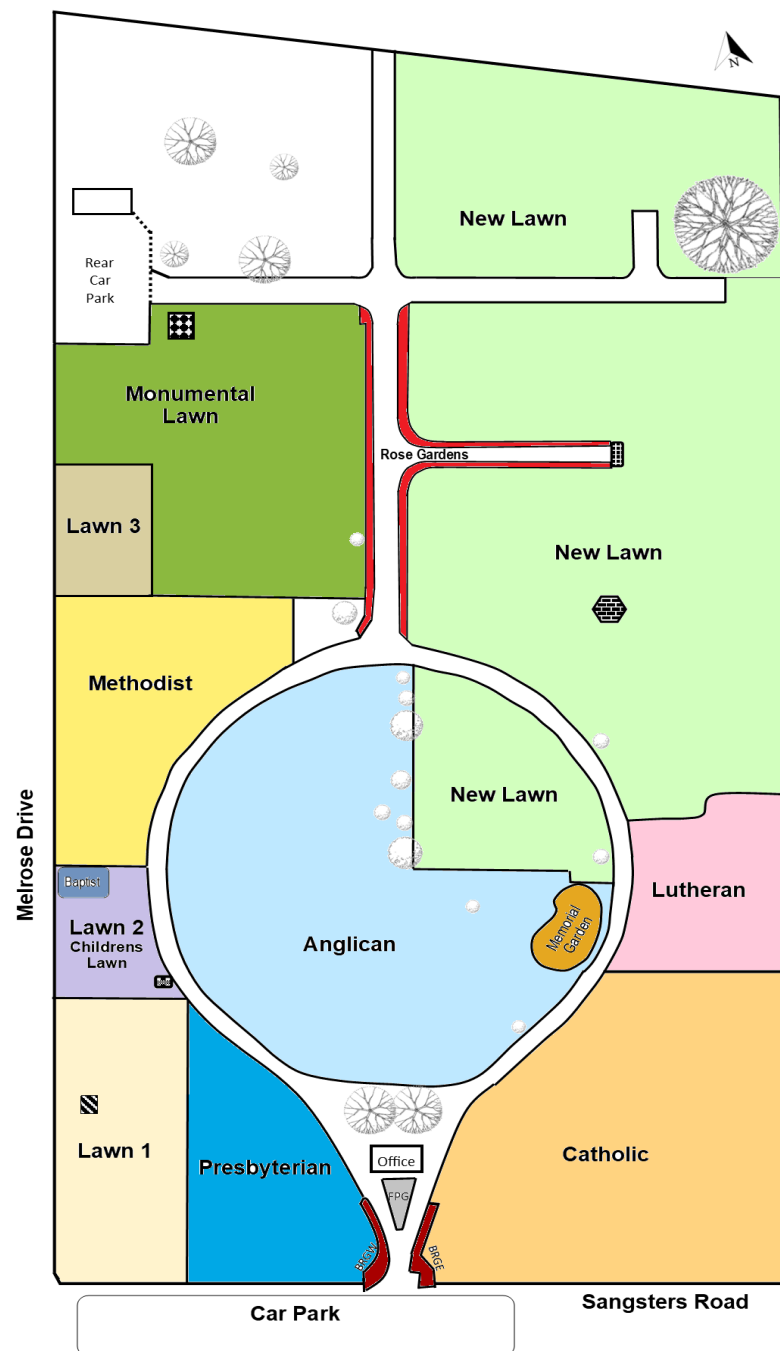
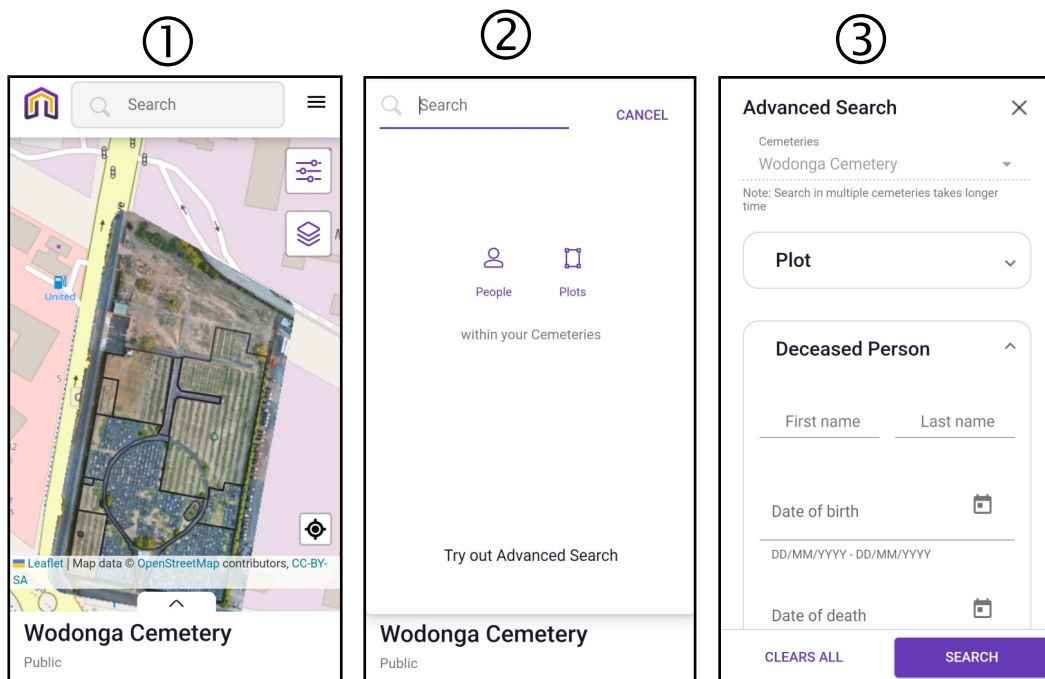


visit www.wodongacemetery.com.au and click the **Deceased Search** button or scan the QR code below:



Mobile Phone Search

1. After scanning the QR Code above a map and search option will appear.
2. Click into search field and type the name you are searching for or;
3. Click on the “Try our Advanced Search” and enter the details as required.



Please see back of brochure for legend.